



# Pexip Manager

" Pexip Manager" is an administrator system for Pexip Server operations and management

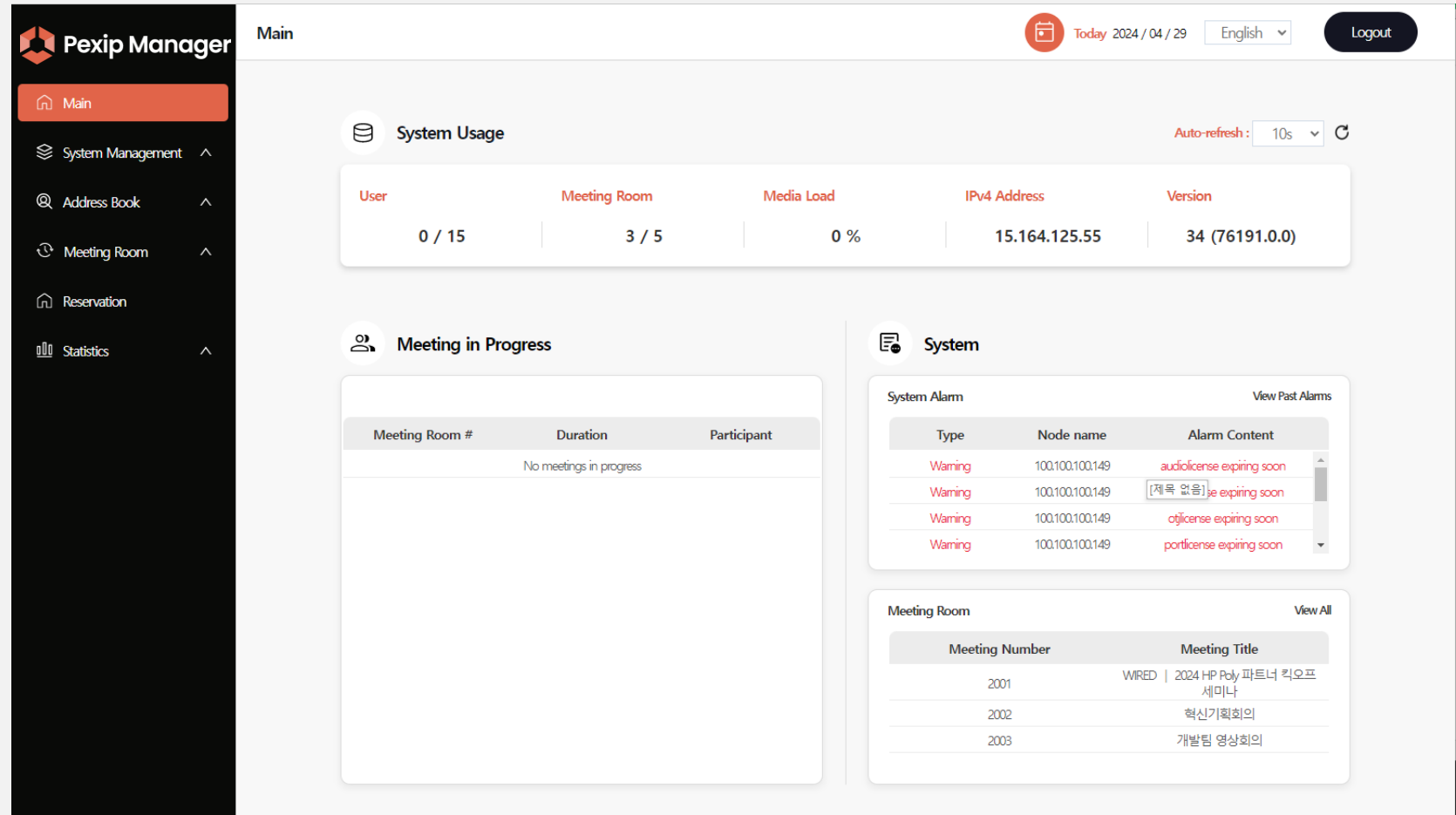
Optimal management solutions for Pexip Operation



“Pexip Manager”,  
an **Administrator System for Pexip  
Operation & Management**

Essential solution for Pexip  
Administrators **supports HW device  
(Codec) registration** and **provides  
Pexip Status & CDR Statistics for  
monitoring** through API communication  
with Pexip.

※ for Administrator Only



The screenshot displays the Pexip Manager web interface. On the left is a dark sidebar with the Pexip Manager logo and a menu containing: Main (highlighted), System Management, Address Book, Meeting Room, Reservation, and Statistics. The main content area is titled 'Main' and includes a top navigation bar with a calendar icon, the date 'Today 2024 / 04 / 29', a language dropdown set to 'English', and a 'Logout' button. The interface is divided into three sections: 1. 'System Usage' with a table showing: User (0 / 15), Meeting Room (3 / 5), Media Load (0 %), IPv4 Address (15.164.125.55), and Version (34 (76191.0.0)). 2. 'Meeting in Progress' with a table showing: Meeting Room #, Duration, and Participant. The table is currently empty with the text 'No meetings in progress'. 3. 'System' with a 'System Alarm' section showing a list of warnings for node 100.100.100.149, including 'audiolicense expiring soon', '[재록 없음]je expiring soon', 'otlicense expiring soon', and 'portlicense expiring soon'. Below this is a 'Meeting Room' section with a table listing meeting numbers (2001, 2002, 2003) and titles (e.g., '2024 HP Poly 파트너 킥오프 세미나', '혁신기획회의', '개발팀 영상회의').

## Powerful Video Conferencing Management Solution with Pexip

Utilizing the strengths of Pexip Manager,  
our video conferencing services are equipped with diverse features to ensure administrator stability and convenience.



### Active Meeting Control

Efficient & convenient meeting control & management through real-time meeting integration



#### Video Conference Control

Video Conference Device Connect/Disconnect, Video ON/OFF, Audio Mute, Layout Change, Additional Video Device Registration, etc.



### Pexip Management

Easy & convenient control & management from the administrator's perspective



#### Pexip Management

Pexip Status Management & Control, Device and User Registration, Meeting Room Setup, Meeting Schedule Management, etc.



### CDR Provide

Providing statistical data that allows for a comprehensive view of video call information in a list format



#### Statistics

Meeting Start/End Times, Total Usage Time, Call ID, Video Conference Room, and Attendee Details





## Pexip Manager Key Features and Performances

### Real-time Management

Real-time Management on Ongoing Meetings

- Detail Info. on Ongoing Meeting
- Video Conference Info.
- Connected Device List
- Change Layout Type
- Mute
- Device Apply & Disconnection
- **Applying Layout Template**

### Video Conference Room

Create & Manage Video Meetings

- Conference Room List
- Conference Room Info.
- Device Call
- **Pre-layout Setup**

### Device Management

H/W device Registration & Management

- **Device Register / Modify / Delete**
- **Set Devices by Group**
- **Device Status**

### Layout Template

Device Layout & Template Management

- **Select Layout Type**
- **Device Layout Cell Arrangement**
- **Place device with Drag & Drop**
- **Save Layout Template**

### Reservation

Meeting Reservation & Schedule Management

- **Reserve New Schedule**
- **Delete Schedule**
- **Reserved Conference Details**

### Statistics

Video Conference Call Statistics

- **Call Info. List**
- **Call Detail Info.**
- **Excel Download**
- **Access & Alarm Log**

## System Management | System Status Info & License Status

**1**

**Control Server**

Check details & Modify  
Management Node Info

**2**

**Media Server**

Check Registered  
Conference Node Info

**3**

**Status**

Check Connection Status

**4**


**Reboot Media Server**

Supports reboot for server  
failure

**5**

**Media Server  
Modify & Delete**

Add, Modify and Delete

 **Pexip Manager**

Main

System Management

**System Status**

Account Management

Account Log

Address Book

Meeting Room

Reservation

Statistics

System Status

Today 2024 / 04 / 29 English Logout

**1**

**Control Server Status**

+ Modify

Address

15.164.125.55

ID

admin

System Location

RIVTECH

Version

34 (76191.0.0)

**2**

**Media Server Status**

IP Address

15.165.133.3

Max. Connection

15HD

Media Load

0%

Version

34 (76191.0.0)

**3**

Status

**4**

Reboot

**5**

**라이선스 정보**

Type	concurrent	Status	Start date	Expiration date
audio	5	Active	31-May-2023	31-May-2024
ghm	1	Active	31-May-2023	31-May-2024
otj	1	Active	31-May-2023	31-May-2024
port	10	Active	31-May-2023	31-May-2024
scheduling	1	Active	31-May-2023	31-May-2024

]pexip[

## Address Book | Video Conference Device(Codec) Registration Management

1

### Modify Device

Click on the device to modify device info

2


### Checkbox

Select checkbox that you want to delete

3

### Add Device

Enter the details of the device and add it to the list

 **Pexip Manager**

- Main
- System Management ^
- Address Book ^
- Address Book**
- Group Management
- Meeting Room ^
- Reservation
- Statistics ^

Address Book

Today 2024 / 04 / 29 English Logout

Address Book

Register and Manage meeting room equipment and PC users.

10Items per page

Name

Device Type

Enter Name

Search

Auto-refresh : 10s

Total results : 7

<input type="checkbox"/>	Group Name	Alias ↑↓	Name ↑↓	IP Info. ↑↓	Protocol	Device Type	Status
<input type="checkbox"/>	그룹 미지정	9999	이현주 사원	<a href="#">11.11.11.11</a>	h323	S/W	Offline
<input type="checkbox"/>	리브테크놀로지	8888	임창현 사원	<a href="#">33.33.33.33</a>	h323	H/W	Offline
<input type="checkbox"/>	판교 - 6F	123.13.1.2	강연승 사원		h323	H/W	Offline
<input type="checkbox"/>	판교 - 3F	13.13.13.13	서지은 대리		h323	H/W	Offline
<input type="checkbox"/>	명동 - 8F	1324	정지윤 사원		h323	S/W	Offline
<input type="checkbox"/>	명동 - 8F	2003	김용진 팀장		NONE	S/W	Offline
<input type="checkbox"/>	강남	2004	김희민 대리		h323	S/W	Offline

<<

<

1

>

>>

4

### Delete Device

Click to delete devices after selecting the devices that you would like to delete

5

### Check Device Status

Online, Offline & In Progress

## Group Management | Group Management of Registered Devices

1

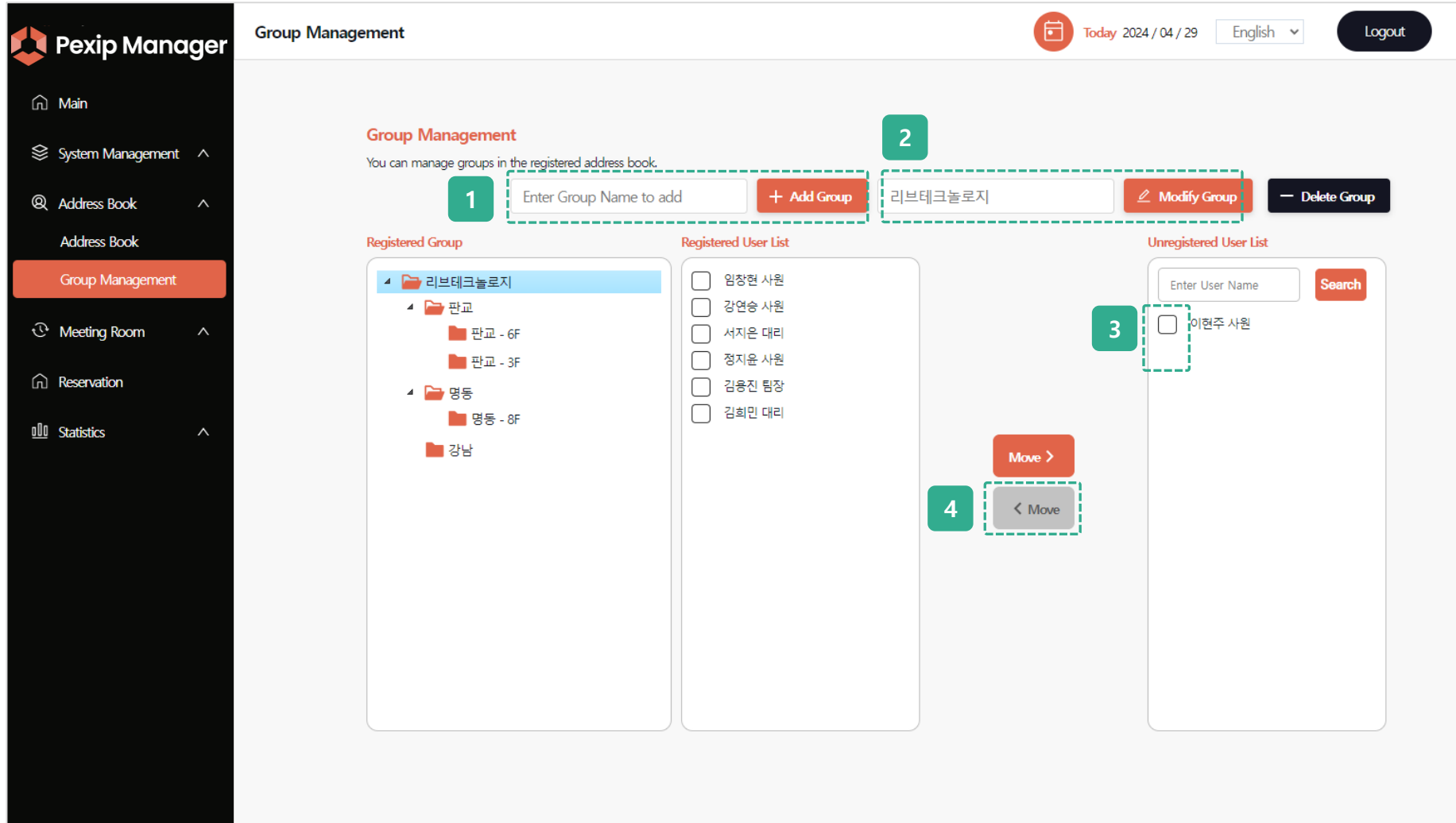
### Add Group

Add group by entering the name of the group

2

### Modify & Delete Group

- Modify group name after selecting the group
- Delete group after selecting the group



The screenshot shows the Pexip Manager web interface. On the left is a dark sidebar with navigation links: Main, System Management, Address Book, Address Book, Group Management (highlighted), Meeting Room, Reservation, and Statistics. The main content area is titled 'Group Management' and includes a top bar with a calendar icon, 'Today 2024 / 04 / 29', a language dropdown set to 'English', and a 'Logout' button. Below the title, a subtitle reads 'You can manage groups in the registered address book.' A green dashed box labeled '1' highlights the 'Enter Group Name to add' input field and the '+ Add Group' button. Another green dashed box labeled '2' highlights the '리브테크놀로지' group name, the 'Modify Group' button, and the 'Delete Group' button. Below this, there are three panels: 'Registered Group' showing a tree view with folders like '리브테크놀로지' and sub-items like '판교 - 6F'; 'Registered User List' showing a list of users with checkboxes; and 'Unregistered User List' showing a search bar and a list of unregistered users. A green dashed box labeled '3' highlights the '이현주' user in the 'Unregistered User List'. A green dashed box labeled '4' highlights the 'Move >' and '< Move' buttons between the 'Registered User List' and 'Unregistered User List' panels.

3 4

### Grouping Unregistered Devices

After selecting unregistered devices, press the move button to place them in the desired group.



## Layout & Templates | Changing layout & device placement during ongoing video conferences

1

### Add Template

Create and add templates for your desired layout arrangements

2

### Change Layout

Change layout by selecting the desired layout type

3

### Place Device (Drag & Drop)

DRAG the device from the device list, DROP it on the cell where you want it to be

4

### Device List

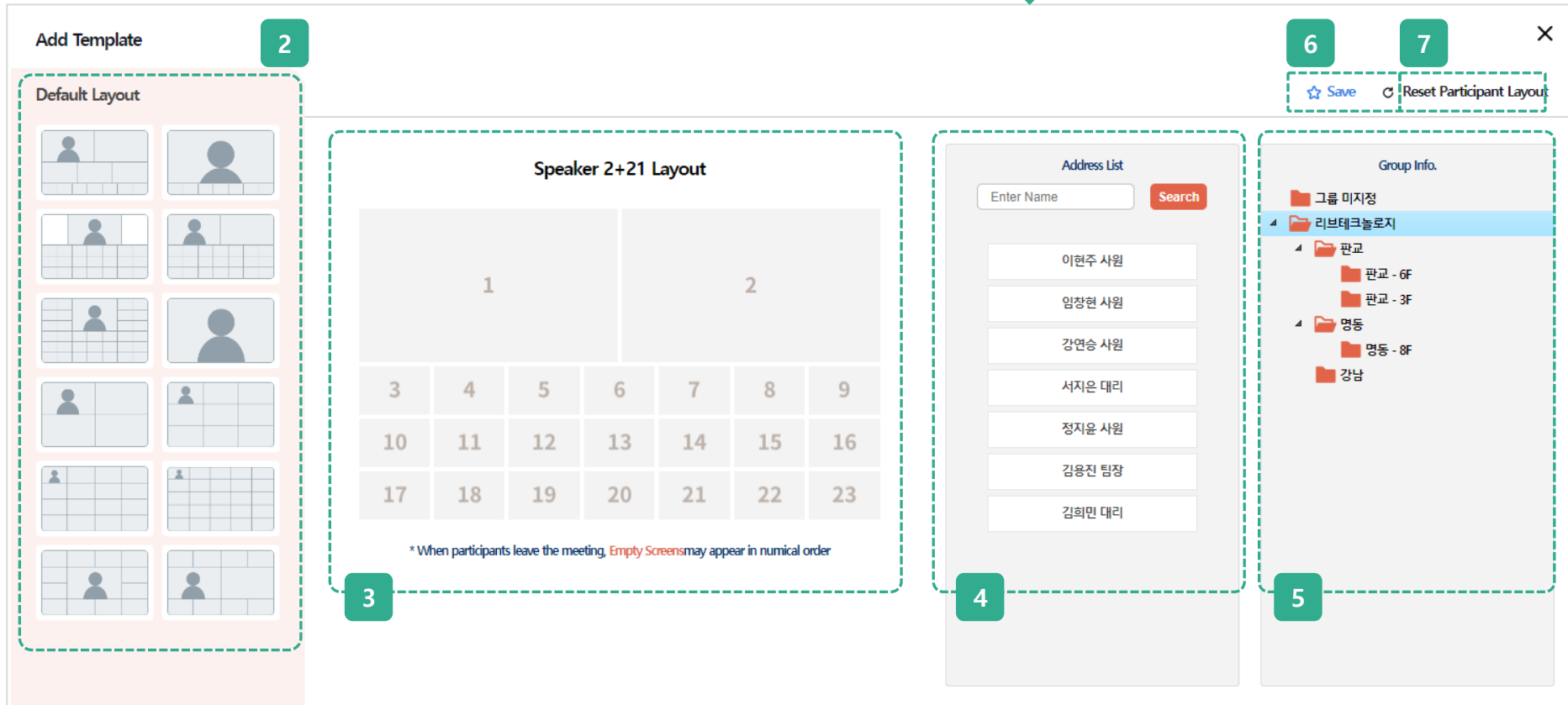
List of devices registered from the device page



5

### Group Info

Shows the list of devices by group



6

### Save Device Layout Template

Save device layout as a template. Easily apply the template later for quick device arrangement

7

### Reset Device Arrangement

Reset the placement of devices in each cell to rearrange them

## 회의실 관리 | 영상회의 상세 내용 / 회의제어 / 단말 초대

**1**  
**Add New Meeting**  
Add new meeting room by entering details like room number, meeting title, etc.

**2**  
**Delete Meeting**  
Click 'Delete' button after selecting the checkbox of the meetings you want to delete

**3**  
**Invite Devices**  
Invite registered devices to the meeting

The screenshot displays the Pexip Manager web interface for Meeting Room Management. The interface includes a sidebar with navigation options: Main, System Management, Address Book, Meeting Room, Room Management (highlighted), Layout Template, Reservation, and Statistics. The main content area shows a table of meeting rooms with columns for Room #, Meeting Title, Resolution, Layout, Pinning, # of participants, Control, Start/End Meeting, Invitation, and Modify. A table with one row is visible, showing room 1000 with title '1000번 회의실' and resolution 'FHD (1080p)'. Above the table are buttons for '+ New Meeting' (callout 1) and '- Delete Meeting' (callout 2). Below the table, two modal windows are open. The 'Add Meeting Room' modal (callout 3) contains fields for Room Number, VMR Description, VMR Host Key, Resolution (set to HD 720p), and a list of participants. The 'Invitation' modal shows a tree view of the address book with '리브테크놀로지' selected, and a list of contacts with checkboxes for selection. A 'Cancel' button is at the bottom of the invitation modal.

## Meeting Room Management | Video Conference Details · Conference Control · Device Invitation

**1 Meeting Details**  
Check the details of the registered meeting by clicking on the list

**Pexip Manager**

[Main](#)
[System Management](#)
[Address Book](#)
[Meeting Room](#)
[Room Management](#)
[Layout Template](#)
[Reservation](#)
[Statistics](#)

**Meeting Room Management**

Today 2024 / 04 / 29
English
Logout

+ New Meeting
Delete Meeting

Auto-refresh : 10s 10 items

	Room #	Meeting Title	Resolution	Layout	Pinning	# of participants	Control	Start/End Meeting	Invitation	Modify
1	1000	1000번 회의실	FHD (1080p)		Pin	1 ppl	Control	End meeting	Invite	
	5000	Developer's Meeting Room	HD (720p)		Pin			Start meeting	Invite	
	9999	9999	HD (720p)		Pin			Start meeting	Invite	

2

Participant Pre-layout

Default Layout

2x2 Layout

Address List

Group Info.

**3 Meeting Start/End**  
Start/End meetings of registered meeting room

**4 Meeting Control**  
Monitor & Control ongoing meetings

**2 Participant Pre-layout**  
Pre-arrange the participants' positions before the meeting starts

**5 Invite Devices**  
Invite registered devices to the meeting

## Active Meeting | Real-time control for ongoing meetings

1

### Meeting Info

View general meeting information such as meeting title, time, and connection details

2

### Connected Devices

List of devices connected to the meeting

3

### Mute & Disconnect

Mute/unmute audio & video for each device

Disconnect individual devices currently connected to the meeting

] pexip[

1

Meeting Details

End

Refresh

Title	1000번 회의실
Start Time	39min
Meeting Number	1000
Password	
Control	<div> <div>Remove Overlay text</div> <div>Layout Change</div> <div>Subtitle</div> <div>Add Endpoint</div> <div>All Mute off</div> <div>All Video Off</div> </div>
Active List	1명

Participant #	Participant Name	Mute	Video On/Off	Drop	Connect Time	Details	Screen Share	Protocol
YeonSeung	YeonSeung			Disconnect	오후 1:49:22	+		webrtc

3

4

5

Unconnected Participant

<input type="checkbox"/>	Call #	Name	Invite	Delete
<input type="checkbox"/>	1007	리브테크_강연승 (리브테크_강연승)	+	×
<input type="checkbox"/>	7878	yongs (리브_김용진)	+	×

Calling Participant

Call #	Name
--------	------

5

### Invite Participant (device)

Invite registered devices to the meeting

4

### Subtitle

Display subtitles at the top of the screen

Subtitle

화면 상단에 뜨는 자막 텍스트입니다.

Del Subtitles

Save

Cancel

## Active Meeting | Real-time control for ongoing meetings

1

### Change Layout

Change device layout and arrange specific devices in each cell of the layout

2

### Mute All

Mute all the devices participating in the ongoing meeting

Meeting Details

Title 1000번 회의실

Start Time 39min

Meeting Number 1000

Password

Control ☒ Remove Overlay text **1** ☒ **Layout Change** ☒ Subtitle ☒ Add Endpoint **2** ☒ All Mute off ☒ All Video Off

Active List 1명 Auto-refresh: 10s

Participant #	Participant Name	Mute	Video On/Off	Drop	Connect Time	Details	Screen Share	Protocol
YeonSeung	YeonSeung	<input checked="" type="checkbox"/>	<input checked="" type="checkbox"/>	Disconnect	오후 1:49:22	+		webrtc

3

Unconnected Participant [Call Participant](#)

<input type="checkbox"/>	Call #	Name	Invite	Delete
<input type="checkbox"/>	1007	리브테크_강연승 (리브테크_강연승)	+	x
<input type="checkbox"/>	7878	yongs (리브_김용진)	+	x

Calling Participant

Call #	Name

3

### Unattended Participant Status

Check & re-invite or delete participants who have not yet joined the invitation

Layout Change

Default Layout [Template](#) [Template Save](#) [Reset Participant Layout](#) [Apply](#)

2x2 레이아웃

Group Info: YeonSeung

7777

yongs  
ys  
test pc  
이원주

Filter by name

## Statistics | CDR-based statistics for video conference call information

1

### Search by Date

Search data list based on the selected time frame

2


### Call Details

Check the call details by clicking on the list

3

### Excel Download

Download statistical lists searched based on the selected time frame as Excel file

 **Pexip Manager**

- Main
- System Management
- Address Book
- Meeting Room
- Reservation
- Statistics
  - CDR Data
  - Access Log
  - Alarm Log

Today 2024 / 04 / 29

English

Logout

CDR Data

Schedule

You can reserve meetings and manage schedules.

Meeting Room Statistics

Participants Statistics

2024/04/29 ~ 2024/04/29

Enter Name of Meeting Ro

Search

Excel Download

Room #	Start Time	End Time	Elapsed Time	Meeting Room ID
1324	2024-04-11 10:26:04	2024-04-11 10:44:04	18분 00초	2dde727f-a216-44da-8691-58facba1356a
1324	2024-04-11 10:16:34	2024-04-11 10:25:59	09분 25초	7c4412a5-f3b2-4b29-908a-b5c9b9588259
1324	2024-04-11 09:36:56	2024-04-11 09:39:53	02분 57초	e30f406d-9b9f-4161-81eb-305b6589c702
internal5294e2d-bcfd-4d46-afac-ced663b9543e	2024-04-11 09:35:32	2024-04-11 09:36:43	01분 11초	d18f75f2-06d8-4e8e-9167-a91428b3e7fd
internalcc1e01cb-c994-4e49-bb35-c51588ae77a0	2024-04-11 09:34:40	2024-04-11 09:35:03	23초	79066c45-51b3-4223-ac4b-55e34f43046a
1324	2024-04-11 09:31:18	2024-04-11 09:35:47	04분 29초	db4de1fb-7535-4b68-9422-05cd3f3a38c9
1010	2023-12-26 15:06:20	2023-12-26 15:16:09	09분 49초	978a8426-97db-4186-99d0-33129e63a844

Report of CDR Master

TITLE	START_TIME	END_TIME	DURATIONSECONDS	MEETING_ID	MEETING_KEY	CALLLEGSCOMPLETED
1111	2023-10-26 09:43:05	2023-10-26 09:43:05	0	106cf352-bd6a-45d9-b856-14e56f629685	1111	0
1111	2023-10-26 09:20:30	2023-10-26 09:43:05	1355	a1954421-d47b-4e9a-986f-d329faa377e6	1111	24

<<

<

1

2

3

4

5

>

>>

]pexip[

## Statistics | CDR-based statistics for video conference call information

1


### Search by Date

Search data list based on the selected time frame

2

### Call Details

Check the call details by clicking on the list

 **Pexip Manager**

- Main
- System Management
- Address Book
- Meeting Room
- Reservation
- Statistics
  - CDR Data**
  - Access Log
  - Alarm Log

CDR Data

Today 2024 / 04 / 29 English Logout

Schedule

You can reserve meetings and manage schedules.

Meeting Room Statistics

Participants Statistics

2024/04/29 ~ 2024/04/29

Enter participant #

Search

Excel Download

Room #	Participant #	Participant Name	Start Time	End Time	Elapsed Time	IP Address	Reason for leaving	
1324	1234	김희민	2024-04-11 10:26:06	2024-04-11 10:44:04	17분 58초	112.217.164.10	User initiated disconnect	
1324		정지윤	정지윤	2024-04-11 10:16:34	2024-04-11 10:25:59	09분 25초	112.217.164.10	Disconnected by an administrator
1324		CHUM	CHUM	2024-04-11 09:37:12	2024-04-11 09:39:53	02분 41초	112.217.164.10	User initiated disconnect
1324		김희민	김희민	2024-04-11 09:36:59	2024-04-11 09:39:48	02분 49초	112.217.164.10	User initiated disconnect
internal:5294e2d-bcfd-4d46-afac-ced663b9543e	1234	1234	2024-04-11 09:35:54	2024-04-11 09:36:43	49초	112.217.164.10	Call disconnected	
internal:1c01d1-0941-4d9b-b35c-5f1588a77e0c	1234	1234	2024-04-11 09:34:40	2024-04-11 09:35:03	23초	112.217.164.10	Browser closed	

Report of CDR Detail

방 번호	참석자 번호	참석자 이름	시작시간	종료시간	경과시간	IP주소	퇴장 사유
1:1 연결	77777	화상회의 코	2023-11-20 14:40:26	2023-11-20 14:41:03	37초	4.22.17.44	Call disconnected
8888	55555	성욱	2023-11-20 14:39:03	2023-11-20 14:39:47	44초	4.22.17.43	Disconnected by an administrator
8888	77777	화상회의 코	2023-11-20 14:39:00	2023-11-20 14:39:40	40초	4.22.17.44	Remote disconnect (Normal call clearing)
8888	77777	화상회의 코	2023-11-20 14:11:55	2023-11-20 14:38:49	26분 54초	4.22.17.44	Disconnected by an administrator
6666	55555	성욱	2023-11-20 14:08:50	2023-11-20 14:10:13	01분 23초	4.22.17.43	Disconnected by an administrator
6666	77777	화상회의 코	2023-11-20 14:08:44	2023-11-20 14:10:13	01분 29초	4.22.17.44	Disconnected by an administrator
8888	55555	성욱	2023-11-20 14:08:00	2023-11-20 14:08:34	34초	4.22.17.43	Disconnected by an administrator
8888	77777	화상회의 코	2023-11-20 14:06:27	2023-11-20 14:08:34	02분 07초	4.22.17.44	Disconnected by an administrator
1111	55555		2023-11-20 13:47:32	2023-11-20 13:47:33	01초	61.74.63.138	Participant did not connect in time

3

### Excel Download

Download statistical lists searched based on the selected time frame as Excel file

]pexip[



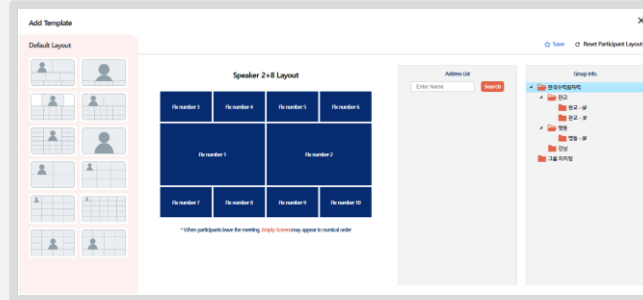
**Address Book**  
Register and Manage meeting room equipment and PC users.

10 items per page | Name | Device Type | Enter Name |     | Total results: 10

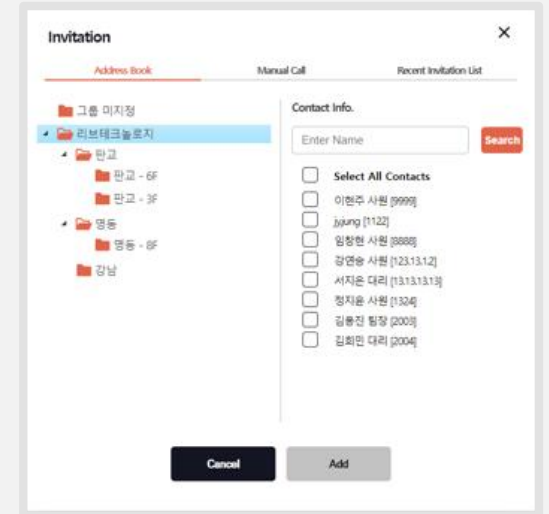
<input type="checkbox"/>	Group Name	Alias [1]	Name [1]	IP Info. [1]	Protocol	Device Type	Status
<input type="checkbox"/>	그룹 미지정	1021	Fix number 1		H323	HW	Offline
<input type="checkbox"/>	그룹 미지정	1022	Fix number 2		H323	HW	Offline
<input type="checkbox"/>	그룹 미지정	1023	Fix number 3		H323	HW	Offline
<input type="checkbox"/>	판교 - 6F	1004	Fix number 4		H323	SW	Offline
<input type="checkbox"/>	판교 - 6F	1005	Fix number 5		H323	SW	Offline
<input type="checkbox"/>	판교 - 3F	1001	Fix number 6		H323	SW	Offline
<input type="checkbox"/>	명동 - 8F	1003	Fix number 7		H323	SW	Offline
<input type="checkbox"/>	명동 - 8F	1011	Fix number 8		H323	HW	Offline
<input type="checkbox"/>	명동 - 8F	1012	Fix number 9		H323	HW	Offline
<input type="checkbox"/>	강남	1002	Fix number 10		H323	SW	Offline

1 2 3 4 5 ... 103 104

Registering over 400 HW/SW devices to briefly check the Connection Status and utilize them conveniently through an Organizational Chart



Operate meetings by assigning seats based on Regions & Departments.  
Actively utilizing Layout Template functionality



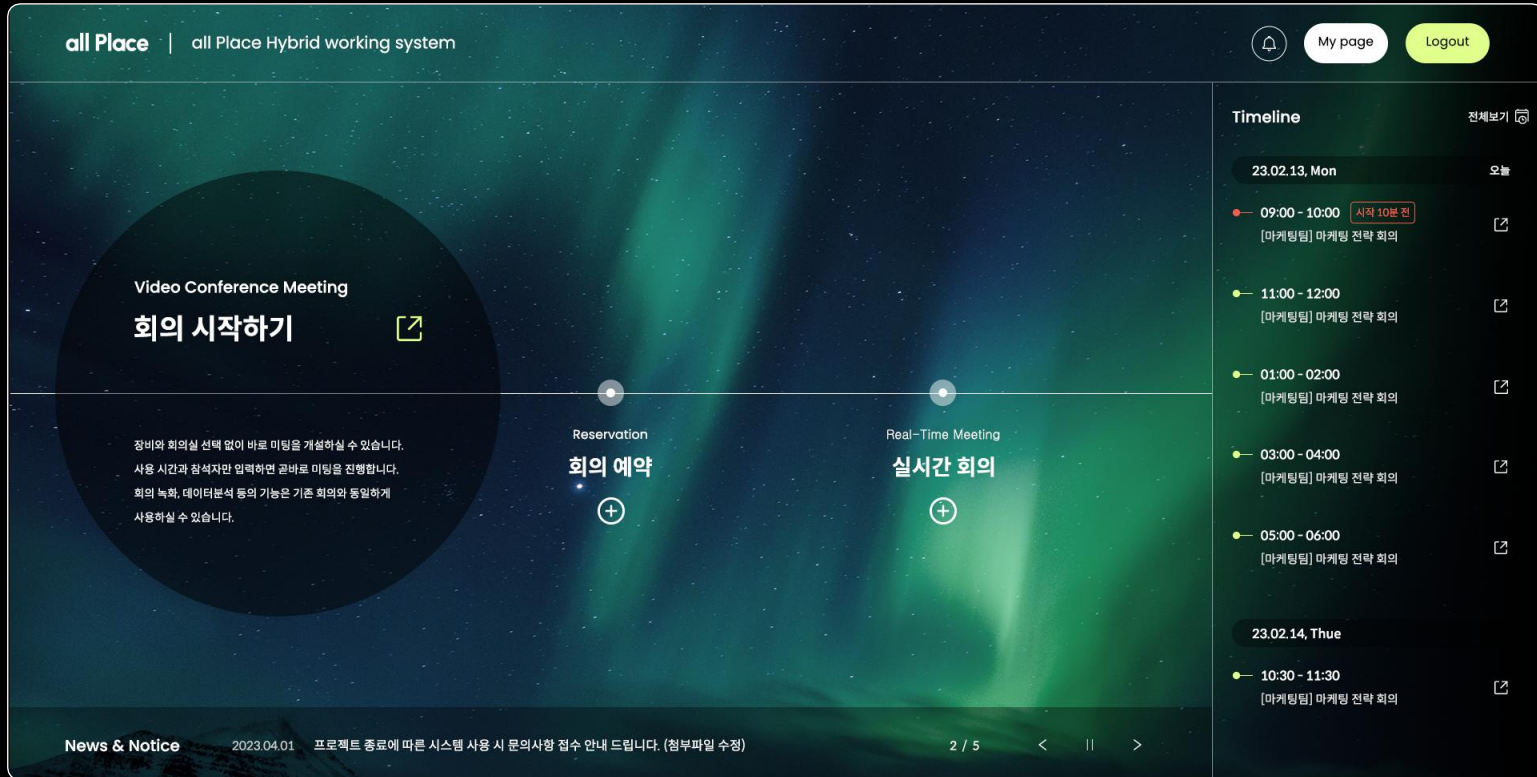
Joining desired devices to ongoing meetings in real-time and primarily using the feature to invite participants to meetings



# all Place for Open Scheduling Service

Looking for **Open Scheduling Service**? Let **all Place for Pexip** be your solution.

Riv Technology Co., Ltd. has also developed and separately sells the **Open Scheduling Portal 'all Place for Pexip'**, which provides Video Conference Reservation & Real-time Meeting Control features to general users other than administrators.




## all Place (Manufacturer : Riv Technology Co., Ltd.)

- ✓ Specialized **Web Application** for Video Conference Reservations
- ✓ Convenient Management features & Usage Statistics provided
- ✓ Pexip integrated application
- ✓ Real-time Video Conference Control features for efficient meetings
- ✓ Supports reservation & connection of video conference codecs & PC software
- ✓ Integrable with CRM system (SSO, address book, groupware, etc.)

## all Place Key Features

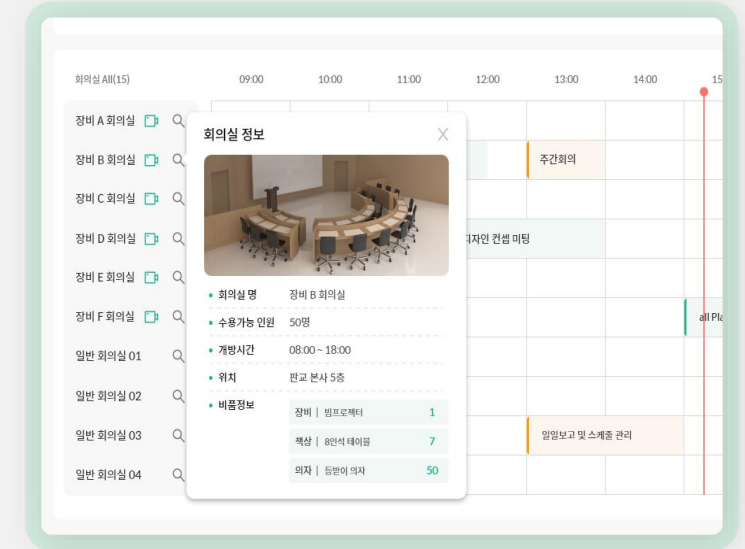
1 Specialized Platform  
for Video Conferencing

**Book all your  
Video  
Conferences  
in One Place !**



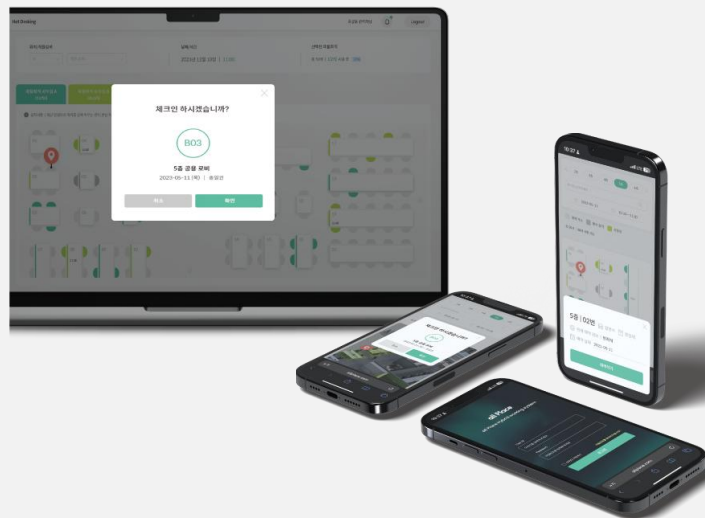
## 2 Reservations

**General / Video  
Conferences  
in One Place !**



## 3 Hot Desking

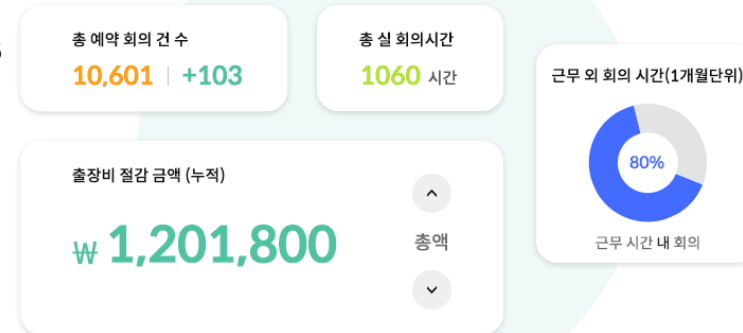
**Work in  
New Workspaces  
Everyday**



## 4 View conference-related data briefly

## Convenient Features

- Dashboard
- Statistics
- and more



 THANK YOU

---

**]pexip[**   **riv** Technology